



## Self-contained ice maker - Sprayer system Daily production up to 54 kg


Hotel	████████████████████
Restaurant	████████████████████
Fast food	████████████████████
Bar	████████████████████
Disco	████████████████████
Fish market	████████████████████
Supermarket	████████████████████
Medical & SPA	████████████████████
Industry	████████████████████

### ► Position n°



### ► Features & Plus

- Compact and crystal cube
- AISI 304 SS Scotch Brite finish
- Tropical class +43°C
- Adjustable Stainless Steel feet
- Removable and cleanable air filter
- Air or water cooling system
- Easy cleanable internal rounded surfaces
- HCFC-Free insulated storage
- RoHS Free
- Disappearing insulated door
- Electromechanical operation
- ON-OFF rocker switch
- Standard and special voltages
- HFC Free
- Automatic Washing system



Green-Tech Design



Side openings for better ventilation

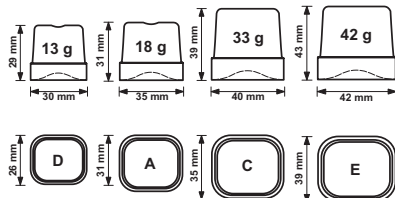


Double water inlet (W models only)



Plug-in electrical connection

### ► Available ice cube size



### ► Prod. 24h

Air temp.	Water temp.	kg	lbs		
		10° C	50° F	7° C	45° F
21° C	70° F	15° C	60° F	48	106

**2 Years Warranty**  
subject to limitations

### ► Certifications available for this model



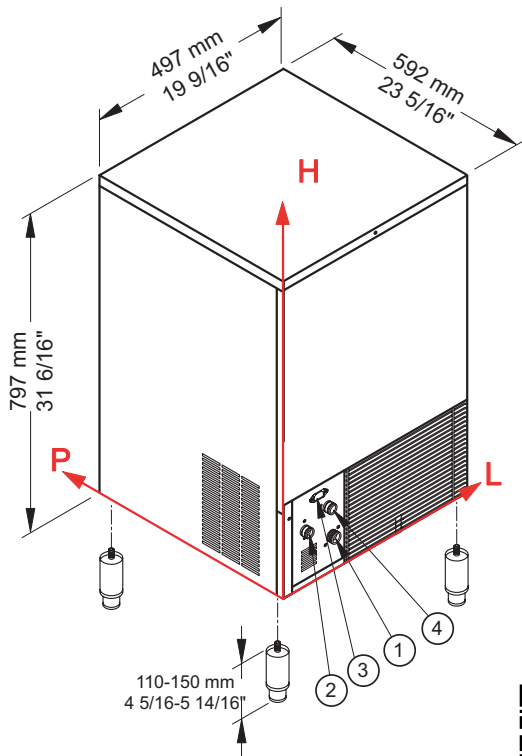


Ice Cube

# CB 425 HC



## Self-contained ice maker - Sprayer system Daily production up to 54 kg



Installation



### ► Working conditions

- Location: **Indoor**

	Min	Max
Ambient temperature	+10° C / +50° F	+43° C / 110° F
Water temperature	+3° C / +37° F	+32° C / +90° F
Voltage	-10%	+10%
Water inlet pressure	1bar (14 psi)	6bar (84 psi)

### ► Performances

	Water temperature						
		7° C	45° F	15° C	60° F	21° C	70° F
Air temperature	10° C	54 kg					
	50° F		119 lbs				
	21° C			48 kg			
	70° F				106 lbs		
	32° C					44 kg	
	90° F						97 lbs

### ► Connections

All measures are referred to the rear bottom-left corner (L-H-Ø)

- ① Water in.: 111 mm / 4 6/16" - 196 mm / 7 11/16" - 3/4"      ② Water out.: 49 mm / 1 15/16" - 151 mm / 5 15/16" - 24 mm / 15/16"
- ③ Electrical connections: 156 mm / 6 2/16" - 232 mm / 9 2/16"      ④ Cond. water in: 119 mm / 4 11/16" - 181 mm / 7 2/16" - 3/4"
- ④ Only for water cooling systems

### ► Technical information

Production in 24h	48 kg / 106 lbs	Water consumption	A: 3 l/kg - 35,9 gal/100 lbs
Store capacity, up to	25 kg / 55 lbs		W: 15 l/kg - 179,7 gal/100 lbs
Cooling system	A - W	Sizes (L-P-H mm)	497 - 592 - 797
Kind of cube	A-18g, C-33g, D-13g, E-42g	(L-P-H in)	19 9/16 - 23 5/16 - 31 6/16
Refrigerant	R290	Sizes with pack (L-P-H mm)	550 - 660 - 970
Standard voltage	220-240 V ~ 50 Hz	(L-P-H in)	21 10/16 - 26 - 38 3/16
Average power consumption	450 W	Net weight	46 kg / 101 lbs
Fuse	10 A	Gross weight	54 kg / 119 lbs
Electrical consumption	28 kWh/100kg	Finish	AISI 304 stainless steel, scotch brite

All the technical information must be considered at the following conditions:

- Sizes without feet
- Standard Cube (18 g)
- Ambient temperature +21° C
- Water temperature +15° C
- Electrical consumption at +32° C (standard voltage)
- Average power consumption at +43° C (standard voltage)

Models and specifications are subject to change without notice

Rev. 00 - Issued October 2021



[www.bremaice.it](http://www.bremaice.it)  
info@bremaicegroup.it

We are Brema

